



# ASMED SURGICAL

Manufacturer & Exporter of Dental, Surgical, Veterinary and Manicure instruments

Registration No: A118747

Welcome to our online  
**Suture**  
catalogue



Opposite UMT, Small Industrial Estate, Shahab Pura Road, Sialkot Pakistan.

Tel & Fax: +92 52 3253035 Mobile: +92 340 0191509

E-mail: [asmedsurgical@gmail.com](mailto:asmedsurgical@gmail.com) Website: [www.asmedsurgical.com](http://www.asmedsurgical.com)





## About Us

### History

Serving more than 100 years in the field of Surgical, Dental, Manicure & Pedicure Implements, Veterinary and Jewelry Tools etc. Our grandfather was the pioneer who laid down the founding tone of the manufacturing of surgical instruments since 1908. This is our family business and we are the 3rd generation in this field.

### Introduction

Asmed Surgical was established in 2014 the company has, since the start, developed a stable and steady growth. The company success though, is due to the support of health authorities which have recognized our compromised to quality and punctuality.

### Our Philosophy

Our philosophy is to share our knowledge and experience with our customers and give them all the professional assistance they might need.

### Company Policy

Asmed Surgical shall not compromise on quality of the products. We shall achieve quality excellence by using quality assurance programs and techniques. Prompt and dedicated services shall be ensured to customers and efficiently to the best of our ability.

### Our Commitment

Our commitment to quality, based on our continuous monitoring at every stage of the manufacturing process has placed us at par with international standards, while maintaining very competitive prices.

### Quality Management System

Asmed Surgical manufacturing process emphasizes quality above all else. Our employees are having a ten to fifteen-years technical and practical experience in order to achieve, international standards. The proper stainless steel, stamping and forged materials used are meticulously selected and go through highly effective quality control. All surgical instruments are manufactured using the highest quality Pakistani, German, French and Japanese medical grade Stainless Steel. Every Instrument is Hand Examined from steel forging to final packing; no product passes to the next step unless Hand-Examined by a highly qualified and experienced technician.

### 100% Satisfaction Guaranteed

All our Instruments are produced with high quality stainless steel and are thoroughly checked and inspected during all phases of production, In order to ensure that they correspond to the international standards laid down by the **ISO 13485:2016, ISO 7153-1:2016 EN 10088-1:2005, ISO 9001:2015 and CE** standards and are confirmation of their compliance to use.

### Product Materials

We are Manufacturing stainless steel Grades **AISI 410, 420, 304, 302 ASTM F899** steel according international standards.

Also French & German & Japanese's steel technology that removes calculus efficiently, while retaining its sharp Asmed Surgical for a longer period of time.



## About Us

Asmed Surgical Instruments hold the highest quality standards throughout the creation of the instrument from raw materials to finished product.

We believe in our products and provide the user with a 100% customer satisfaction guarantee. Please feel free to contact us for any information.

### Our Staff

We are convinced that a highly qualified staff brings trust in our company. We are tight team, consisting of people, who with their education and experience contribute to our company strength.

### Support

Our friendly and well-trained staff will happy to assist you. If you are looking for something that not in our range of products, So we will do our best to help you.

### Terms & Condition

Processing of Ordered Goods: after finalize the contract, we start production the articles with zest and zeal, to ensure prompt delivery.

### Minimum Order

The minimum order is Euro €.1000.00, US\$.1000.00

### Price

We normally quote FOB prices. However, we can add freight, shipping and postage charges depending upon the requirement of the buyer.

### Payment

We accept L/C, D/P, T/T, Western Union, Money Gram payments for conformed orders. We prefer 70% advance and the remain 30% on completion of the goods but before shipment. The goods will remain the property of Asmed Surgical before total payment of the order.

**We accept Irrevocable Letter of Credit (L/C).**

### Mode of Shipment


It depends on the requirement of buyer.

### Claim

We always supply the goods with utmost care in all aspects; but still out of human error, any claim arises for any loss or damage, it must be filed within 4 days of the date of goods receipt. The claim is not negotiable after Twenty-One Days from the date of invoice.

### Returns

Returns are not acceptable without prior mutual consent. Any instruments that are custom made, modified, private labeled, custom etched or otherwise modified or hampered are not returnable for



# ASMED SURGICAL

Manufacturer & Exporter of Dental, Surgical, Veterinary and Manicure instruments

Registration No: A118747

## About Us

credit.

We reserve the right to inspect any returns prior to issuing any credit. Returned goods will be subject to 20% Re-stocking charges.

### Repairs & Warranty Replacements

In case of any manufacturing defect, we guarantee to replace, repair any such piece(s), free of cost but this does not apply to instruments that are repaired, or hampered/mishandled at the importer's end. Instruments which have been repaired by a source other than.

### Void of this warranty

Merchandise will be repaired or replaced at our discretion.

The instruments lost/damaged during this transit to us will not be our responsibility.

The freight of such articles will be borne by the consignee.

### Written By: Production Manager

Signature: \_\_\_\_\_


### Reviewed By: Quality Assurance Manager

Signature: \_\_\_\_\_

### Approved By: CEO

Signature: \_\_\_\_\_

Dated: 01<sup>st</sup> January 2021 to 31<sup>st</sup> December 2021



## User Manual

Asmed Surgical is Manufacturer and Exporter of all kinds of Surgical Instruments for ENT Diagnostic, Ophthalmology & Dermatology Pocket Instruments, Premium ENT Diagnostic and Ophthalmic Instruments, Laryngoscopes, Fibre Optic Laryngoscopes, Laryngoscopes with Direct Illumination, Disposable Laryngoscopes, Laryngoscope Sets, Gynecology Sets,

## INSTRUCTION MANUAL – PLEASE READ BEFORE USE SURGICAL INSTRUMENTS

The Asmed Surgical culture is one of responsibility and accountability, which means we take ownership of our projects with a clear view of the final objective. We are providing the responsiveness to customer needs of a small business, but with the added innovation, advanced manufacturing methods and qualified distribution network of a truly global company. This, in essence, created what Asmed Surgical stands for today: world-class products and services for our customers.

### INNOVATION

At Asmed Surgical we foster innovation by combining decades of experience in developing and manufacturing diagnostic devices with out-of-the-box, innovative thinking. Our people are always eager to explore new technologies. As a result we are now in the great position of being able to launch innovative products every year, while still having a well-filled product pipeline for the future.

### CUSTOMER SATISFACTION

Asmed Surgical's customers expect nothing less than world-class products and services. Consequently, they are the center of all our efforts and activities, right across the company, from research and development through to manufacturing, marketing and sales. Designed for demanding, everyday use in doctors' practices and hospitals, many of our products are developed through close cooperation between our engineers and specialists from research centers and university hospitals.

During the development phase, our test procedures and facilities lay the foundation for products of outstanding quality, even before the actual manufacturing process starts.

### EMPOWERMENT

Our employees are key to our success and we continue to invest in their development. From their initial training when they join Asmed Surgical, followed by ongoing development programs and corporate management training, our employees are encouraged to contribute through excellence and teamwork. Our objective is to empower people and help them assume responsibility to help us, as a team, achieve our ambitious company goals.

### PRODUCT LAUNCHES

Asmed Surgical Product Launches Surgical Instruments for ENT, Ophthalmology & Dermatology Pocket Instruments - Premium ENT Diagnostic and Ophthalmic Instruments, Laryngoscopes, Fibre Optic (F.O.) Laryngoscopes, Laryngoscopes with Direct Illumination, Disposable Laryngoscopes, Laryngoscope Sets, Gynecology Sets, INTENDED USE These instructions for use are valid for Surgical instruments made of stainless steel, such as Extracting Forceps, instruments for Bone Surgery, Scalpels, Knives, Scissors, Forceps, Clamps, Retractors, Probes, Scalars Spatulas, Suture Root Elevators instruments with special instructions.



## User Manual

Asmed Surgical sets higher standards than required by norms and guidelines. In order to comply with these exceptionally high internal standards, we only use high-grade materials from reliable suppliers and apply the latest manufacturing methods, with every product having to pass several intermediate and final quality checks. All our manufacturing personnel receive expert training to ensure world-class finishing and quality. Our products come with a minimum two year warranty.

### TESTS

All instruments are high-quality products whose proper handling and use will be described in the following. In order to minimize hazards for patients and users these directions must be closely obeyed. Application, maintenance and test of the instruments may only be carried out by specially skilled staff.

### HANDLING

The instruments must not be over stressed by twisting or levering as this may lead to damages or cracking of the instruments.

### PURPOSE / FIELD OF APPLICATION

These operating instructions are valid for standard surgical instruments of the production of Asmed Surgical. The user decides according to his specialized knowledge whether the instrument may be suitable for the intended purpose.

### DISPOSAL

Instruments that cannot be repaired or reprocessed should be disposed in accordance with the respective disposal guidelines of the hospital.

### MATERIALS

#### Product Materials

We are using Materials as per international standards. We have expertise to remove calculus efficiently from the Materials while retaining its sharpness which is durable for a longer period of time. Asmed Surgical Instruments hold the highest quality standards throughout the creation of the instrument from raw materials to finished product.

We believe in our products and provide our clients 100% satisfaction guarantee. Please feel free to contact us for any information.


### QUALITY

100% Satisfaction Guaranteed All our Instruments are produced with high quality stainless steel and are thoroughly checked and inspected during all phases of production, In order to ensure that they correspond to the international standards laid down by the [ISO 13485](#), [ISO 9001](#), [ISO7153-1](#) [EN10088-1](#) and [CE standards](#) and are confirmation of their compliance to use.

### REPROCESSING DIRECTIONS

Instruments may in general only be processed by specially skilled staff possessing the specific knowledge for this kind of work. Detailed information to the maintenance of instruments are available in the





## User Manual

“in this Brochure” of the [www.asmedsurgical.com](http://www.asmedsurgical.com) links to laws, norms and specialized maintenance committees can be found.

### ADVICE

Instruments made of stainless steel must not be put in physiological saline solutions (NaCl), as longer contact may lead to corrosion damages. Instruments may only be sterilized after a previous cleaning and disinfection.

### INSTRUCTION

Due to the design of instruments and the used materials, it is not possible to determine a limited number of reprocessing cycles. The lifetime of surgical instruments is therefore determined by the function / wear of the device. In case of damage the device must be reprocessed before sending back to the manufacturer for repair.

### REPROCESSING INSTRUCTIONS

Preparation at the point of use: Remove gross soiling by submerging the instrument into cold water (<40°C) immediately after use.

Don't use a fixating detergent or hot water (>40°C) as this can cause the fixation of residuals which may influence the result of the reprocess- in process.

### TRANSPORTATION

Safe storage and transportation in a closed container to the reprocessing area to avoid any damage and contamination to the environment.

### PREPARATION FOR DECONTAMINATION

The devices must be reprocessed in an opened or disassembled state. Instruments must be placed on adequate supports or trays. The nature of the supports or trays must not have any negative influence on the result of the following cleaning and disinfection by rinsing or ultrasonic treatment.

### MANUAL PRE CLEANING

Immerse the instrument into cold tap water for at least 5 minutes. Dismantle the instruments if possible and brush under cold tap water until all visible residues are removed. Inner lumen, threads and holes are flushed each with a water jet pistol for minimum 10 seconds in the pulsed mode. Immerse the instrument into an ultrasonic bath with an alkaline or enzymatic detergent (0,5%) and treat with ultrasound for 15 minutes at 40°C.

Remove the instruments from the bath and rinse again with cold tap water.

The cleaning bath must be changed at least once a day, or if required. Any pollution may influence the result of cleaning / disinfection and may favor corrosion.

### MANUAL CLEANING

In case of manual cleaning, the cleaning process needs to be adapted to the pre-treatment. The used detergents must be compatible, in order to avoid any negative influence on the cleaning/disinfection result. The detergent must be suitable for the treatment of surgical instruments.





## User Manual

The manufacturer's instructions regarding concentration and reaction time must be strictly obeyed. Use only soft brushes, no metal brushes. Channels and hollow parts must be rinsed thoroughly. If necessary, a high pressure hose must be used.

- Rinse the instruments with running clear water.
- Dry the instruments thoroughly.
- The cleaning bath must be changed at least once a day, or if required.

### CHEMICAL DISINFECTION

The chemical disinfection follows the manual cleaning. A detergent, suitable for surgical instruments made of stainless steel must be used.

### PACKAGING STORAGE

Storage of sterilized instruments in appropriate packaging in a dry, clean and dust free environment at modest temperatures of 5°C to 40°C, and at a constant humidity. The distance between shelf and floor should be at least 30cm. Storage duration time is to be determined by the user.

Reprocessing validation study information:

The following testing test devices, materials & machines have been used in this validation study; Detergent:

### ADDITIONAL INSTRUCTIONS

If the described chemistry and machines are not available, it is the duty of the user to validate his process.

It is the duty of the user to ensure that the reprocessing processes including resources, materials and personnel are capable to reach the required results. State of the art and often national law requiring these processes and included resources to be validated and maintained properly.

### WARRANTY

The products are made of high grade medical stainless steel and are controlled prior to sale. In case of any error or inconvenience, please feel free to contact our service.

Asmed Surgical cannot provide any guarantee whether the instruments are suitable for the respective intervention. This has to be determined by the user.

Asmed Surgical does not provide any liability for any damages arising from pure chance. Asmed Surgical does not provide any liability for any damages deriving from contravening against this manual. In case of using the instruments on patients with Asmed Surgical does not provide any liability for the reprocessing of the instruments.

Yours very sincerely,

**Management and Staff Asmed Surgical**  
**Asmed Surgical Product Launches**

## Needle Holder

## Surgery



Crile-Murray

150 mm– 6"

Asmed 20001-15



Crile-Wood

150 mm– 6"

Asmed 20002-15

180 mm– 7"

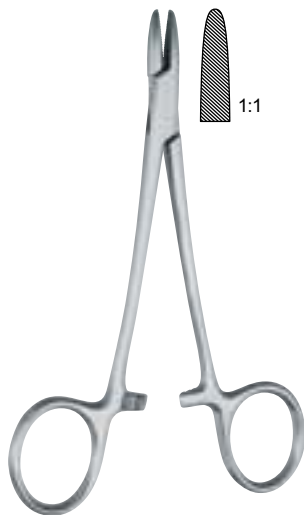
Asmed 20002-18



Hegar-Baumgartner

140 mm– 5 $\frac{3}{4}$ "

Asmed 20003-14



Brown

130 mm– 5"

Asmed 20315-13

180 mm– 7"

Asmed 20315-18

heavy pattern, diagonally serrated jaw



Collier

125 mm– 5"

Asmed 20301-12



Derf

125 mm– 5"

Asmed 20308-12

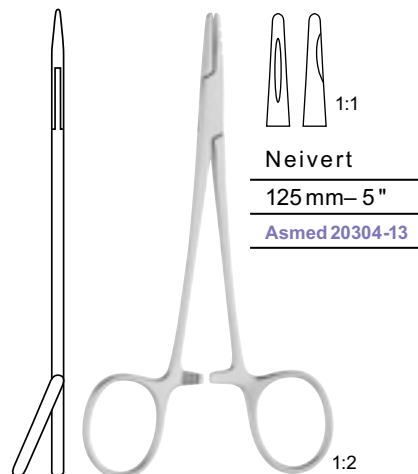
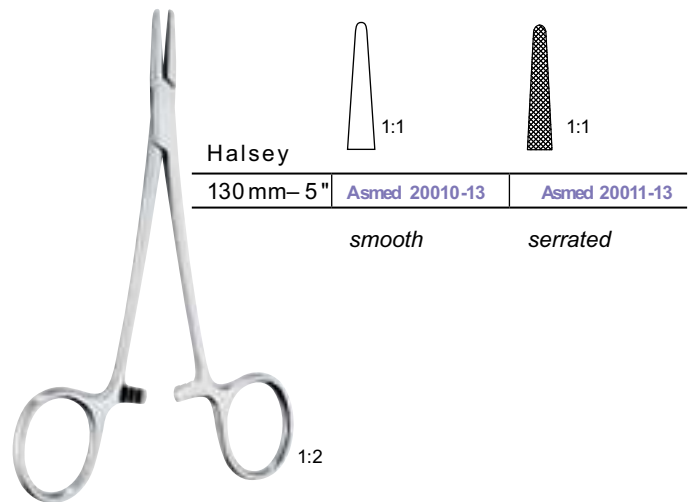


120 mm– 4 $\frac{3}{4}$ "

Asmed 20008-12

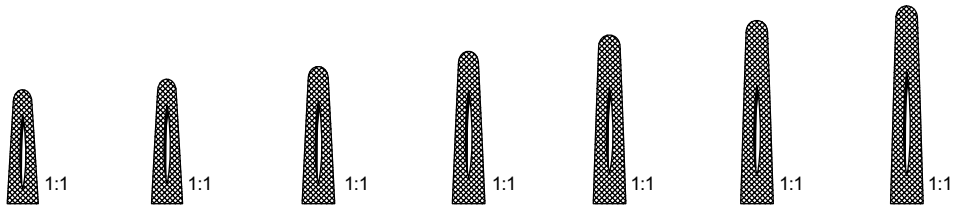
## Needle Holder

## Surgery



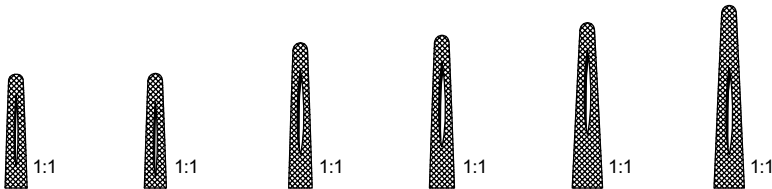
## Needle Holder

## Surgery



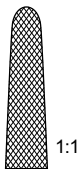

Mayo-Hegar

140 mm– 5½" "	160 mm– 6¼" "	180 mm– 7" "	200 mm– 8" "	240 mm– 9½" "	260 mm– 10¼" "	300 mm– 12" "
Asmed 20012-14	Asmed 20012-16	Asmed 20012-18	Asmed 20012-20	Asmed 20012-24	Asmed 20012-26	Asmed 20012-30



140 mm– 5½" "	160 mm– 6¼" "	180 mm– 7" "	200 mm– 8" "	240 mm– 9½" "	260 mm– 10¼" "
Asmed 20013-14	Asmed 20013-16	Asmed 20013-18	Asmed 20013-20	Asmed 20013-24	Asmed 20013-26

delicate pattern



Hegar

205 mm– 8"

Asmed 20018-20

heavy pattern

## Needle Holder **Surgery**



Heaney

160 mm– 6 <sup>3</sup> / <sub>4</sub> "	Asmed 20015-16
180 mm– 7 "	Asmed 20015-18
200 mm– 8 "	Asmed 20015-20



Sarot

180 mm– 7 "	Asmed 20024-18
260 mm– 10 <sup>3</sup> / <sub>4</sub> "	Asmed 20024-26



Jameson

235 mm– 9 <sup>3</sup> / <sub>4</sub> "	Asmed 20345-23
---	----------------

## Needle Holder

## Surgery



## Needle Holder

## Surgery



Wangensteen

270 mm– 10<sup>3</sup>/<sub>4</sub>"

Asmed 20026-27



Bozemann (Wertheim)

200 mm– 8"

Asmed 20030-20

240 mm– 9<sup>1</sup>/<sub>2</sub>"

Asmed 20030-24



Thomson-Walker  
(Bozemann)

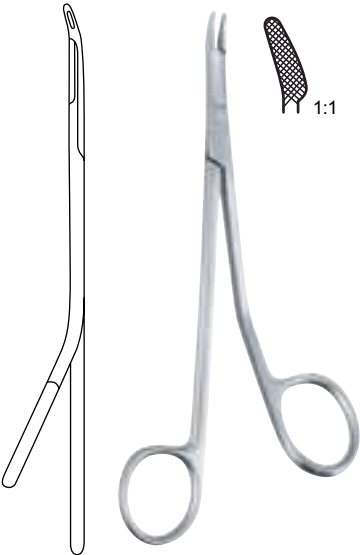
200 mm– 8"

Asmed 20032-20



## Needle Holder

## Surgery



Gillies

145 mm– 5 3/4"	Asmed 20035-14
----------------	----------------



Gillies

160 mm– 6 1/4"	Asmed 20035-16
----------------	----------------






Olsen-Hegar

140 mm– 5 1/2"	Asmed 20036-14
170 mm– 6 3/4"	Asmed 20036-17
190 mm– 7 1/2"	Asmed 20036-19

## Needle Holder

## Surgery



Mathieu		
140 mm–5½"	Asmed 20100-14	Asmed 20103-14
170 mm–6¾"	Asmed 20100-17	Asmed 20101-17
200 mm–8"	Asmed 20100-20	Asmed 20101-20
240 mm–9½"	Asmed 20100-24	
	heavy pattern	delicate pattern



Mathieu-Olsen	
140 mm–5½"	Asmed 20106-14
170 mm–6¾"	Asmed 20106-17
200 mm–8"	Asmed 20106-20



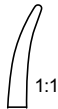
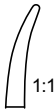
Mathieu	
170 mm–6¾"	Asmed 20110-17
200 mm–8"	Asmed 20110-20

Needle Holder

Surgery



Castroviejo-Jacobson



140 mm– 5½" "		Asmed 20210-14		Asmed 20211-14
150 mm– 6" "	Asmed 20204-15	Asmed 20210-15	Asmed 20205-15	Asmed 20211-15
180 mm– 7" "	Asmed 20204-18	Asmed 20210-18	Asmed 20205-18	Asmed 20211-18
210 mm– 8¼" "	Asmed 20204-21	Asmed 20210-21	Asmed 20205-21	Asmed 20211-21

smooth jaws

straight, without ratchet

straight, with ratchet

curved, without ratchet

curved, with ratchet



Toennis

180 mm– 7" "
Asmed 20420-18



Lichtenberg

170 mm– 6¾" "	Asmed 20115-17
200 mm– 8" "	Asmed 20115-20

## Needle Holder

## Surgery



Boynton

120 mm – 4<sup>3</sup>/<sub>4</sub> "

Asmed 20250-12



Kalt

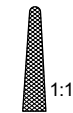
140 mm – 5<sup>1</sup>/<sub>2</sub> "

Asmed 20260-14



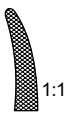
Arruga

160 mm – 6<sup>1</sup>/<sub>4</sub> "



1:1

straight



1:1

curved

Asmed 20038-16

Asmed 20039-16

## Needle Holder

## Surgery



**Hegar-Baumgartner**

140 mm – 5½"


Asmed 20503-14 tucar



**Baby-Crile-Wood**

150 mm – 6"

Asmed 20504-15 tucar



**Crile-Wood**

	150 mm – 6"	180 mm – 7"	200 mm – 8"
	Asmed 20502-15 tucar	Asmed 20502-18 tucar	Asmed 20502-20 tucar
	Asmed 20502-15 LH	Asmed 20502-18 LH	-

left-hander

	230 mm – 9"	260 mm – 10¼"
	Asmed 20502-23 tucar	Asmed 20502-26 tucar
	Asmed 20502-23 LH	-

## Needle Holder


## Surgery



Derf (Wright)

120 mm – 4<sup>3</sup>/<sub>4</sub>"

Asmed 20508-12 tucar

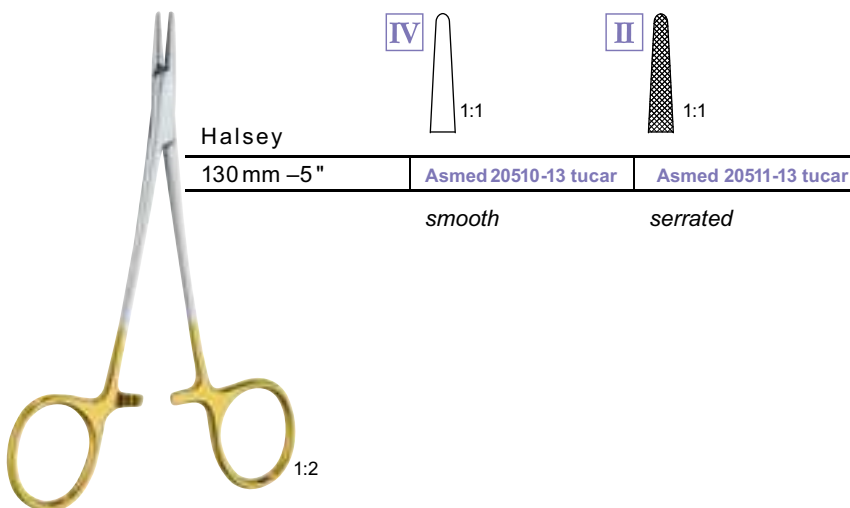


Webster

130 mm – 5"

Asmed 20509-13 tucar

*smooth*

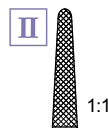


Halsey

130 mm – 5"

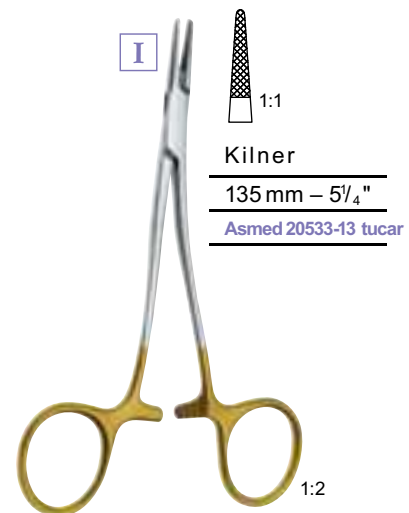
Asmed 20510-13 tucar

*smooth*



Asmed 20511-13 tucar

*serrated*



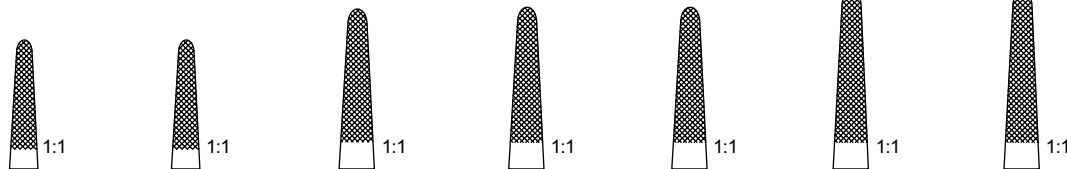
Kilner

135 mm – 5<sup>1</sup>/<sub>4</sub>"

Asmed 20533-13 tucar

## Needle Holder **Surgery**

I



Mayo-Hegar

140 mm – 5½"	160 mm – 6¼"	180 mm – 7"	200 mm – 8"	240 mm – 9½"	260 mm – 10¼"	300 mm – 12"
Asmed 20512-14	Asmed 20512-16	Asmed 20512-18	Asmed 20512-20	Asmed 20512-24	Asmed 20512-26	Asmed 20512-30
-	Asmed 20512-16 LH	-	Asmed 20512-20 LH	Asmed 20512-24 LH	Asmed 20512-26 LH	-

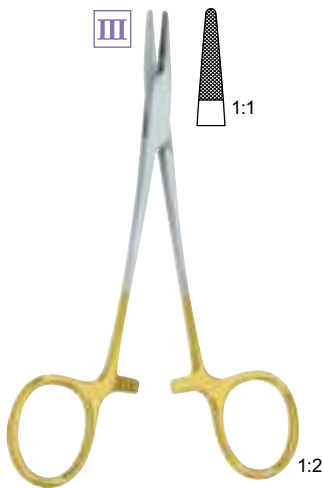
II



III



III



Neivert (Masing)

130 mm – 5"

Asmed 20517-13 tucar

one ring angled

Converse

130 mm – 5"

Asmed 20518-13 tucar

Mathieu-Olsen

140 mm – 5½"

Asmed 20516-14 tucar

170 mm – 6¾"

Asmed 20516-17 tucar

200 mm – 8"


Asmed 20516-20 tucar



## Needle Holder

## Surgery

I



1:1

Hegar

205 mm – 8"

Asmed 20618-20

heavy pattern

1:2

II

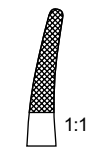


Gillies

145 mm – 5<sup>3</sup>/<sub>4</sub>"



1:1



1:1

Gillies

160 mm – 6<sup>1</sup>/<sub>4</sub>"

Asmed 20535-16 tucar

160 mm – 6<sup>1</sup>/<sub>4</sub>"

Asmed 20535-16 LH

left-hander

Foster-Gillies



1:2



1:2



1:2



1:2

120 mm – 4<sup>3</sup>/<sub>4</sub>"

Asmed 20546-12 TC

Asmed 20548-12 TC

Asmed 20547-12 TC

Asmed 20549-12 TC

straight, serrated

straight, smooth

curved, serrated

curved, smooth



1:2

II



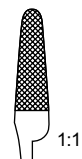
Olsen-Hegar



1:1



1:1



1:1

140 mm – 5<sup>1</sup>/<sub>2</sub>"

Asmed 20536-14 tucar

170 mm – 6<sup>3</sup>/<sub>4</sub>"

Asmed 20536-17 tucar

190 mm – 7<sup>1</sup>/<sub>2</sub>"

Asmed 20536-19 tucar

## Needle Holder

## Surgery

II



Stratte

230 mm – 9"

Asmed 20507-23 tucar

I



Heaney

160 mm – 6 1/4"

Asmed 20515-16 tucar

180 mm – 7"

Asmed 20515-18 tucar


200 mm – 8"

Asmed 20515-20 tucar

I



Bozemann  
(Wertheim)



200 mm – 8"

240 mm – 9 1/2"

260 mm – 10 1/4"

300 mm – 12"

Asmed 20530-20 tucar

Asmed 20530-24 tucar

Asmed 20530-26 tucar

Asmed 20530-30 tucar

## Needle Holder

## Surgery



Masson

270mm – 10<sup>3</sup>/<sub>4</sub>"

Asmed 20505-27 tucar



Finochietto

270mm – 10<sup>3</sup>/<sub>4</sub>"

Asmed 20506-27 tucar



Wangensteen


270mm – 10<sup>3</sup>/<sub>4</sub>"

Asmed 20526-27 tucar

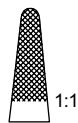
## Needle Holder

## Surgery

I



Mathieu



140 mm – 5½"

170 mm – 6¾"

200 mm – 8"

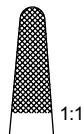
240 mm – 9½"

Asmed 20600-14 tucar

Asmed 20600-17 tucar

Asmed 20600-20 tucar

Asmed 20600-24 tucar



170 mm – 6¾"

200 mm – 8"

Asmed 20601-17 tucar

Asmed 20601-20 tucar

heavy pattern



140 mm – 5½"

170 mm – 6¾"

200 mm – 8"

240 mm – 9½"

Asmed 20603-14 tucar

Asmed 20603-17 tucar

Asmed 20603-20 tucar


Asmed 20603-24 tucar

delicate pattern

## Needle Holder

## Surgery

I



Mathieu



1:1



1:1

170 mm – 6 $\frac{3}{4}$ "

200 mm – 8"

Asmed 20610-17 tucar

Asmed 20610-20 tucar

II



Lichten-  
berg



1:1



1:1

170 mm – 6 $\frac{3}{4}$ "

200 mm – 8"

Asmed 20615-17 tucar

Asmed 20615-20 tucar

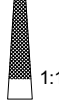
II



Hösel



1:1



1:1

200 mm – 8"

250 mm – 9 $\frac{3}{4}$ "

Asmed 20622-20 tucar

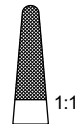
Asmed 20622-25 tucar

with long neck

II



II



1:1

205 mm – 8"


Asmed 20620-20 tucar



with long neck

1:2

## Needle Holder Surgery


I





 1:1
 1:1

Zweifel	200 mm – 8"	230 mm – 9"
	Asmed 20660-20 tucar	Asmed 20660-23 tucar


III




 1:1
 1:1

Arruga	160 mm – 6 1/4"	Asmed 20638-16 tucar	Asmed 20639-16 tucar
--------	-----------------	----------------------	----------------------


I




 1:1

Langenbeck	180 mm – 7"	Asmed 20650-18 tucar
	200 mm – 8"	Asmed 20650-20 tucar
	230 mm – 9"	Asmed 20650-23 tucar

I








 1:1


Toennis	180 mm – 7"	Asmed 20640-18 tucar
---------	-------------	----------------------

## Needle Holder


## Surgery

									
	1:1			1:1			1:1		
	Sarot								
	180 mm – 7"			200 mm – 8"			260 mm – 10 1/4"		
	Asmed 20524-18 tucar			LMI 20524-20 tucar			LMI 20524-26 tucar		







1:1




1:1



1:1



1:1




1:1

De Bakey


150 mm – 6"	180 mm – 7"	200 mm – 8"	230 mm – 9"	260 mm – 10¼"
Asmed 20522-15 tucar	Asmed 20522-18 tucar	Asmed 20522-20 tucar	Asmed 20522-23 tucar	Asmed 20522-26 tucar
Asmed 20522-15 LH	-	-	Asmed 20522-23 LH	Asmed 20522-26 LH


left-hander




left-hander

I







Tekno-Twist

150 mm – 6"	Asmed 20800-15 tucar	Asmed 20801-15 tucar
180 mm – 7"	Asmed 20800-18 tucar	Asmed 20801-18 tucar
200 mm – 8"	Asmed 20800-20 tucar	Asmed 20801-20 tucar


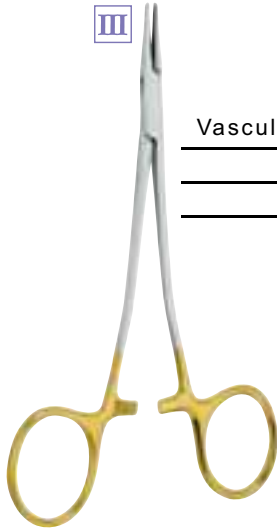
Wire forceps



## Needle Holder

## Surgery

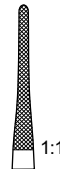
III




1:1



1:1



1:1




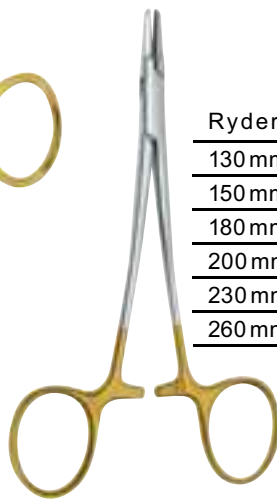
1:1



Vascular

140 mm – 5½"	180 mm – 7"	200 mm – 8"	230 mm – 9"
Asmed 20525-14 tucar	Asmed 20525-18 tucar	Asmed 20525-20 tucar	Asmed 20525-23 tucar

II



Ryder

130 mm – 5"	Asmed 20540-13 tucar
150 mm – 6"	Asmed 20540-15 tucar
180 mm – 7"	Asmed 20540-18 tucar
200 mm – 8"	Asmed 20540-20 tucar
230 mm – 9"	Asmed 20540-23 tucar
260 mm – 10¼"	Asmed 20540-26 tucar

III



Mini-Ryder

Asmed 20542-13 tucar
Asmed 20542-15 tucar
Asmed 20542-18 tucar
Asmed 20542-20 tucar
Asmed 20542-23 tucar
Asmed 20542-26 tucar

III






Diethrich

160 mm – 6¼"	Asmed 20560-16 tucar
180 mm – 7"	Asmed 20560-18 tucar
200 mm – 8"	Asmed 20560-20 tucar
230 mm – 9"	Asmed 20560-23 tucar
250 mm – 9¾"	Asmed 20560-25 tucar




## Needle Holder

## Surgery




 1:1	 1:1	 1:1
130 mm– 5 "	150 mm– 5 <sup>3</sup> / <sub>4</sub> "	170 mm– 6 <sup>3</sup> / <sub>4</sub> "
<a href="#">Asmed 20570-13</a>	<a href="#">Asmed 20570-15</a>	<a href="#">Asmed 20570-17</a>

*with special coated jaw*


 1:1	 1:1	 1:1
180 mm– 7 "	200 mm– 8 "	230 mm– 9 "
<a href="#">Asmed 20570-18</a>	<a href="#">Asmed 20570-20</a>	<a href="#">Asmed 20570-23</a>

*with special coated jaw*




 1:1
De Bakey
230 mm– 9 "
<a href="#">Asmed 20522-23 SJ</a>



Ryder	 1:1
130 mm– 5 "	<a href="#">Asmed 20541-13</a>
150 mm– 6 "	<a href="#">Asmed 20541-15</a>
180 mm– 7 "	<a href="#">Asmed 20541-18</a>
200 mm– 8 "	<a href="#">Asmed 20541-20</a>
230 mm– 9 "	<a href="#">Asmed 20541-23</a>

*with special coated jaw*



 1:1
De Bakey
180 mm– 7 "
<a href="#">Asmed 20522-18 SJ</a>

## Needle Holder **Surgery**

IV



Castroviejo-  
Jacobson



140 mm – 5½"		Asmed 20710-14 tucar		Asmed 20711-14 tucar
150 mm – 6"	Asmed 20704-15 tucar	Asmed 20710-15 tucar	Asmed 20705-15 tucar	Asmed 20711-15 tucar
180 mm – 7"	Asmed 20704-18 tucar	Asmed 20710-18 tucar	Asmed 20705-18 tucar	Asmed 20711-18 tucar
210 mm – 8¼"	Asmed 20704-21 tucar	Asmed 20710-21 tucar	Asmed 20705-21 tucar	Asmed 20711-21 tucar

smooth jaws

straight, without ratchet

straight, with ratchet

curved, without ratchet

curved, with ratchet

III



Vascular



180 mm – 7"	Asmed 20716-18 tucar	Asmed 20714-18 tucar	Asmed 20717-18 tucar	Asmed 20715-18 tucar
-------------	----------------------	----------------------	----------------------	----------------------

straight, without ratchet

straight, with ratchet

curved, without ratchet

curved, with ratchet

1:2

## Needle Holder

## Surgery

III



Castroviejo  
 130 mm – 5"



*straight, serrated jaws*



*curved, serrated jaws*

**Asmed 20728-13 tucar**

**Asmed 20729-13 tucar**

IV



Castroviejo  
 130 mm – 5"  
**Asmed 20725-13 tucar**  
*smooth jaws*

1:2

IV



Barraquer  
 130 mm – 5"



*curved, with ratchet*



*curved, without ratchet*

**Asmed 20731-13 tucar**

**Asmed 20733-13 tucar**

1:2

## Needle Holder

## Surgery



Boynton

120 mm – 4 $\frac{3}{4}$ "

Asmed 20750-12 tucar



Kalt

140 mm – 5 $\frac{1}{2}$ "

Asmed 20760-14 tucar

Suture Instruments

Surgery



Reverdin



	Fig.1	Fig.2	Fig.3	Fig.4
150 mm– 6"	Asmed 21101-15	Asmed 21102-15	Asmed 21103-15	Asmed 21104-15
195 mm– 7¾"	Asmed 21101-19	Asmed 21102-19	Asmed 21103-19	Asmed 21104-19
225 mm– 8¾"	Asmed 21101-23	Asmed 21102-23	Asmed 21103-23	Asmed 21104-23

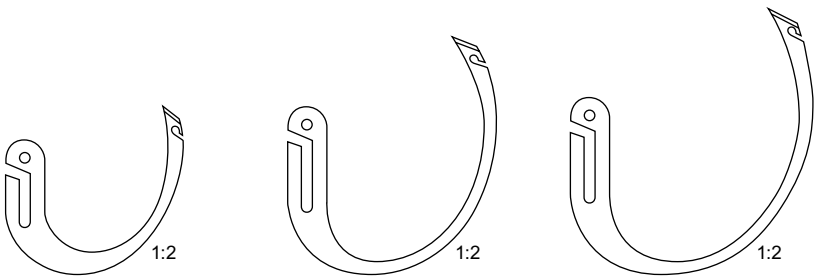


Young

250 mm–9¾"

Asmed 21120-25

Complete with one needle




Asmed 21121-01	Asmed 21121-02	Asmed 21121-03
----------------	----------------	----------------

Spare needle

## Suture Instruments


## Surgery



200 mm– 8"

tk 21142-20

*flexible*



Cooper

190 mm– 7½"

Asmed 21144-19



Kronecker

130 mm– 5"

Asmed 21146-13

Asmed 21147-13

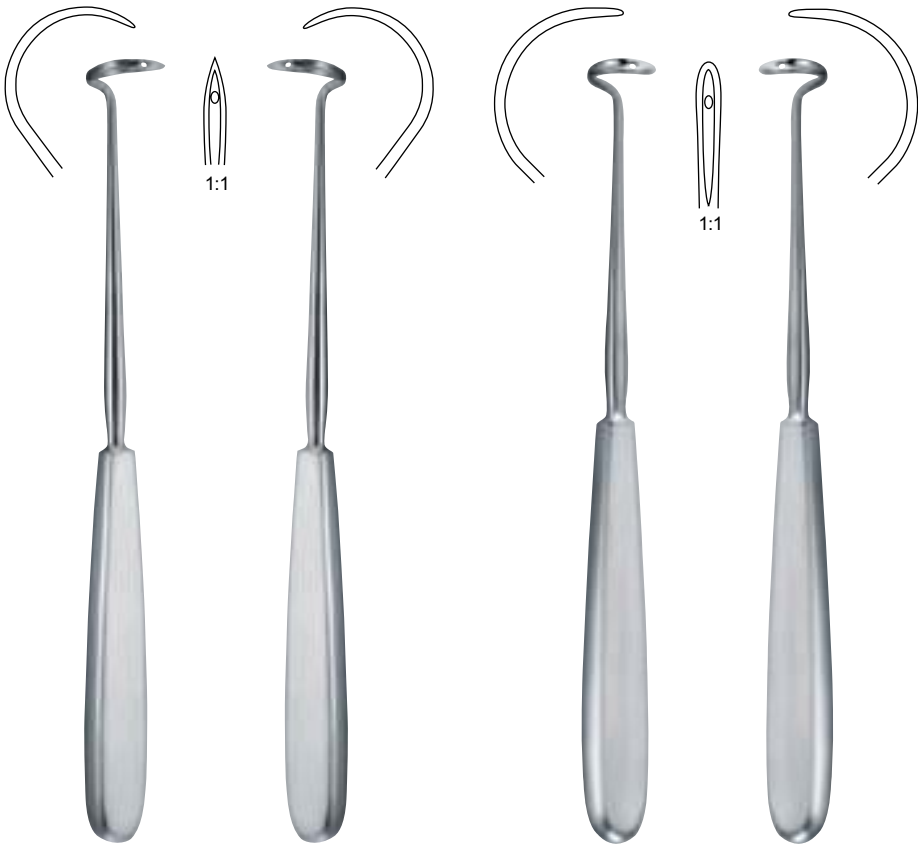
*for right hand*

*for left hand*





Ligature needles      **Surgery**



Deschamps

200mm– 8 "	Asmed 21210-20	Asmed 21212-20	Asmed 21214-20	Asmed 21216-20
210mm– 8 ¼ "	Asmed 21210-21	Asmed 21212-21	Asmed 21214-21	Asmed 21216-21
270mm– 10 ¾ "	Asmed 21210-27	Asmed 21212-27	Asmed 21214-27	Asmed 21216-27

*sharp  
for right hand*

*sharp  
for left hand*

*blunt  
for right hand*

*blunt  
for left hand*

## Suture Instruments

## Surgery



Rotter

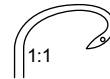
260 mm– 10 $\frac{1}{4}$ "



*for right hand*



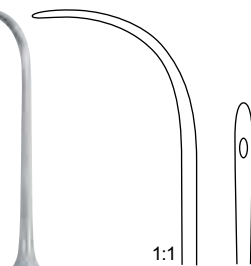
*for left hand*



*for right hand*



*for left hand*



1:2

Schmieden

210 mm– 8 $\frac{1}{4}$ "

Asmed 21217-22



1:2

Claus-Eicken

230 mm– 9"

Asmed 21218-23




1:2

Claus

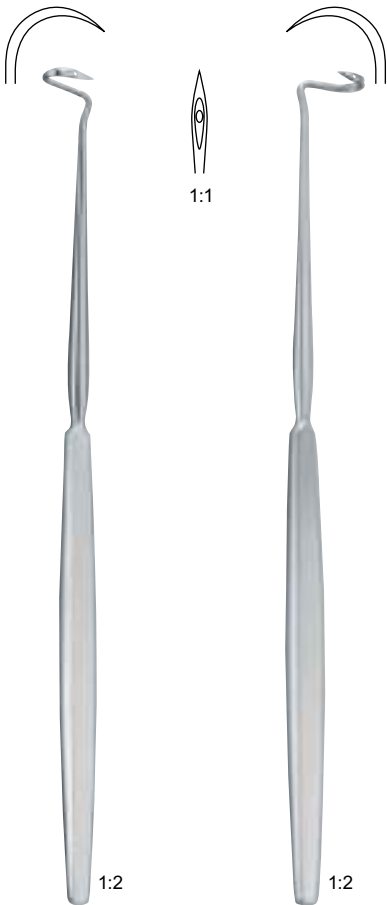
230 mm– 9"

Asmed 21219-23



Suture Instruments

Surgery



Hurd		
210 mm– 8¼"	Asmed 21232-21	Asmed 21233-21
for right hand		for left hand

Dupuy-Weiss		
220 mm– 8¾"	Asmed 21226-22	Asmed 21227-22
for right hand		for left hand

## Suture Instruments

## Surgery



Yankauer

170 mm – 6 <sup>7</sup>/<sub>4</sub> "

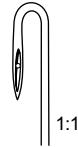
Septum suture needles



1:1



1:1



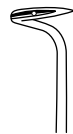
1:1



1:1



1:1



1:1



1:1



1:1



1:1

Asmed 21236-01

Asmed 21236-02

Asmed 21236-03

Asmed 21236-04

Asmed 21236-05

Asmed 21236-06

Asmed 21236-07

Asmed 21236-08

Asmed 21236-09



Nager

240 mm – 9 <sup>1</sup>/<sub>2</sub> "

Asmed 21229-24



Falk

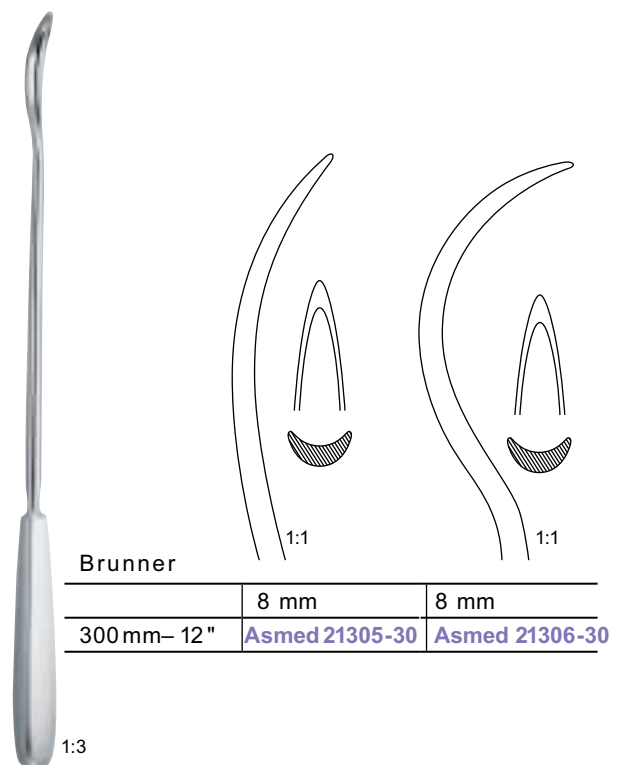
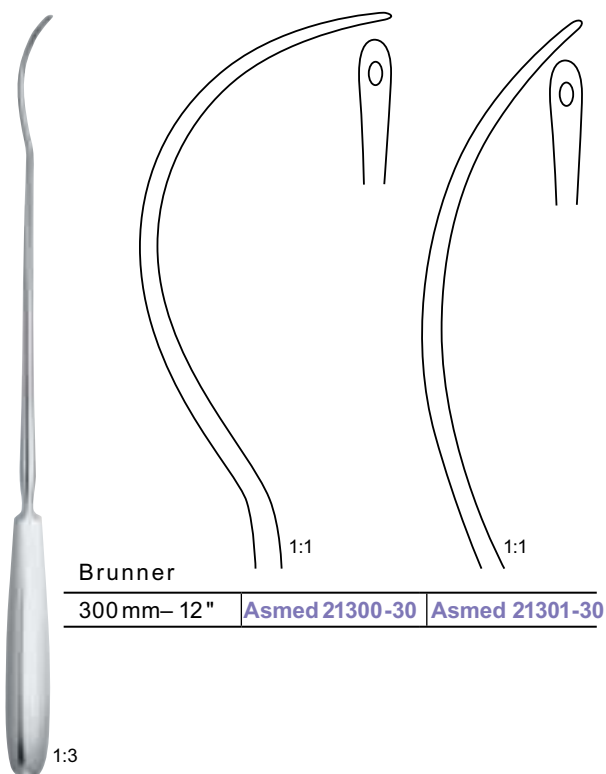
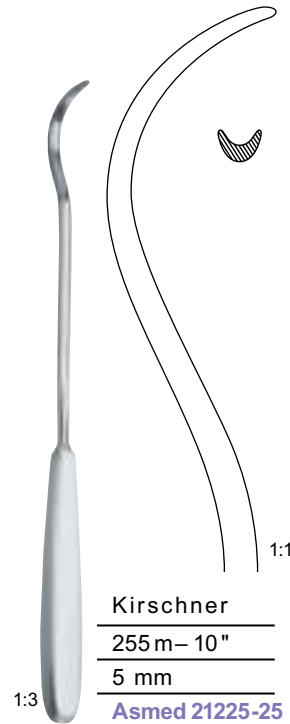
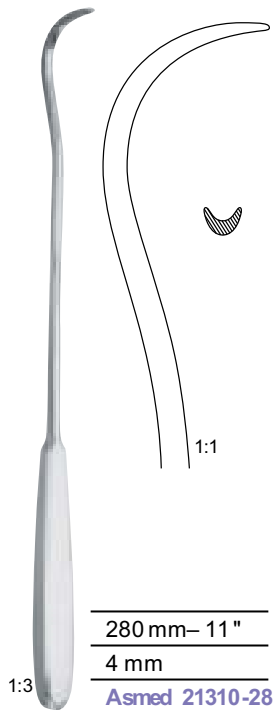
240 mm – 9 <sup>1</sup>/<sub>2</sub> "

for right hand

for left hand

## Ligature Conductors - Suture Instruments

## Surgery



## Ligature Conductors - Suture Instruments

## Surgery



Brunner

180 mm– 7"	<a href="#">Asmed 21320-18</a>	270 mm– 10 <sup>3</sup> / <sub>4</sub> "	<a href="#">Asmed 21325-27</a>
270 mm– 10 <sup>3</sup> / <sub>4</sub> "	<a href="#">Asmed 21320-27</a>		

Ferrozell



1:2

Kirschner

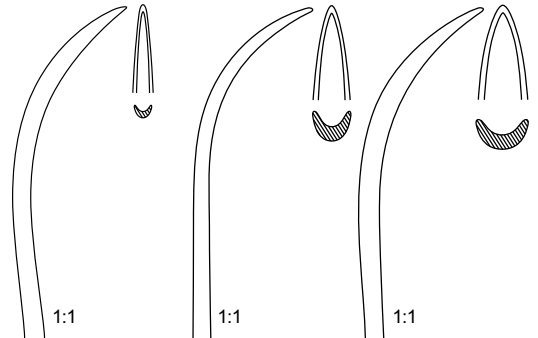
270 mm– 10 <sup>3</sup> / <sub>4</sub> "	<a href="#">Asmed 21325-27</a>

Ferrozell



König

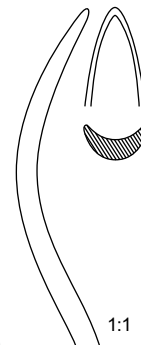
	2.5 mm	5 mm	7 mm
190 mm– 7 <sup>1</sup> / <sub>2</sub> "	<a href="#">Asmed 21355-03</a>	<a href="#">Asmed 21355-05</a>	
200 mm– 8"			<a href="#">Asmed 21355-07</a>



1:2

Schmieden

190 mm– 7 <sup>1</sup> / <sub>2</sub> "	
8 mm	
<a href="#">Asmed 21345-19</a>	



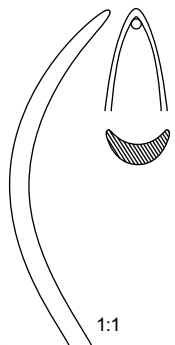
1:1



1:2

Schmieden-Payr

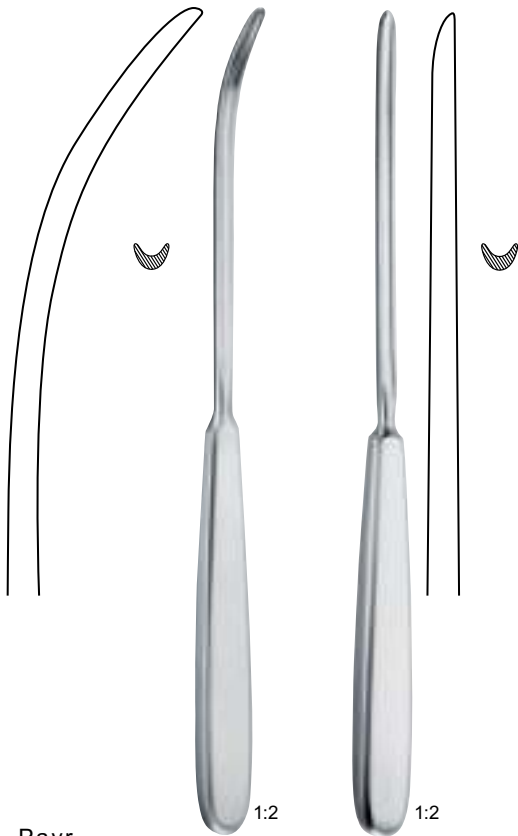
190 mm– 7 <sup>1</sup> / <sub>2</sub> "	
8 mm	
<a href="#">Asmed 21346-19</a>	



1:1

## Ligature Conductors - Suture Instruments

## Surgery



Payr

	5 mm	5 mm
220 mm– 8 <sup>3</sup> / <sub>4</sub> "	Asmed 21365-22	Asmed 21366-22



Mod. Wien

235 mm– 9<sup>1</sup>/<sub>4</sub> "

Asmed 21375-23

Ligature catcher



Bozemann

210 mm– 8<sup>1</sup>/<sub>4</sub> "

Asmed 21380-21

Knot tier



1:2

230 mm– 9 "

tk 21385-23

Ligature adjuster

## Suture Clip Instruments

## Surgery



Childe

180 mm– 7 "

[Asmed 21420-18](#)

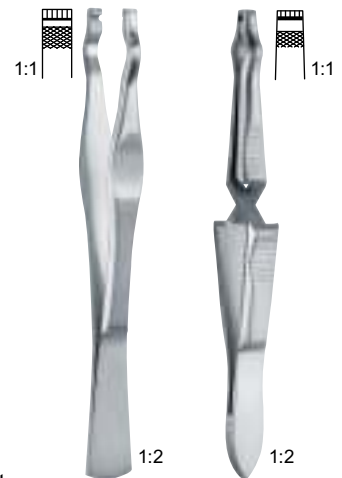
*heavy pattern, with clip holder*



Michel

120 mm– 4 $\frac{3}{4}$  "

[Asmed 21802-12](#)



Wachenfeldt

125 mm– 5 "

[Asmed 21803-12](#)

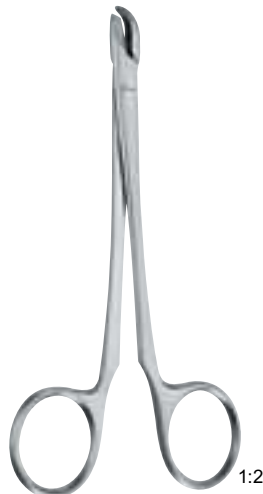
[Asmed 21804-12](#)



Hegenbarth

125 mm– 5 "

[Asmed 21805-12](#)



Collin

130 mm– 5 "

[Asmed 21806-13](#)



Richter-Heath

140 mm– 5 $\frac{1}{2}$  "

[Asmed 21807-13](#)



Michel

120 mm– 4 $\frac{3}{4}$  "

[Asmed 21812-12](#)





## Manufacturing Process

### Manufacturing Capabilities

All of our production departments are well equipped with the latest, machinery which is imported from Germany and England, and well staffed with the expert technicians.

### Raw Material Department

Asmed Surgical always purchases best quality stainless steel raw material from steel manufacturers or import directly from Japan, France and Germany when need to do so.

Two kinds of series i.e. (304, 410 and 420) of stainless steel are used for production of Instruments. At Asmed Surgical, we believe that quality can only be achieved through quality raw material. As such, the best quality Raw-materials (Stainless Steel Strips, Round Bars, Stainless Steel Coils and Stainless Steel Tubes) are purchased and are subjected to composition and hardness testing through our in-house laboratory in order to ensure that only the best materials are passed from production departments.

### Forging Department

Asmed Surgical has its own forging section where forgings are made through Drop Hammer process by seasoned operators using dyes made of the best quality imported D-2 Steel.

Forging is done by keeping in mind that the geometry of this process is a starting point and does not on any way limit your design freedom.

### Milling Department

Milling is used in the instruments, defined as the process of cutting, shaping and finishing of an instrument. It is the process that includes turning, welding and fringing. At the Asmed Surgical we use the best milling technology which involve cutting away pieces of metal to create dovetails, threads, bevels, slots and ridges.

### Grinding (Filing & Setting)

In order to give a final shape to the instrument, our highly skilled craftsmen use filling and grinding processes which removes the material from the instrument by abrasion. Then the instrument is keenly observed and set to perform perfect.

### Hardness Test (Heat Treatment)

For surgical instruments, the term harness refers to the resistance to bending, scratching, abrasion or cutting. We have in-house Heat Treatment Department equipped with top quality Vacuum Furnace where qualified staff and engineers are engaged in treating the instruments in order to add strength to the steel and perfect the metallurgical composition for further processes.

### Polishing Department

The Polishing Department is manned by seasoned workmen using imported chemicals and best quality grinding wheels to ensure the best quality finish. In this department, the instruments are given final finish which includes mirror, satin or matt finishes. The finish is per customers requirements.



## Manufacturing Process

### Tungsten Carbide Department

Asmed Surgical tungsten carbide department is installed with the best quality imported machinery being manned by the exceptionally well trained experts using the German Technology. We use German tungsten carbide tips for our instruments.

### Coating Department

Our coating department is capable of providing gold plated instruments as well as powder coated instruments depending upon the requirements of the instruments or the customers. Best quality coating related raw materials are used so that no compromise can be made on quality. Furthermore, each coating is inspected for quality before any instrument is passed on to the next department.

### Passivation Department

We use high quality imported chemicals in our Passivation Department. Every instrument is boil test and passivate for 24 hours before packing. If need arises, the instruments are re-passivated so as to eliminate any chances of rusting or corrosion during the life of the instrument. Our instruments are rust-free for life though we give guarantee for five years.

### Sandblasting Department

For sandblasting our instruments, we use the machines as well as the best quality sandblasting material, which are operated by skilled & well trained operators.

### Stamping/Etching

We use permanent and long life high quality laser etching which produces a wide variety of text and graphic images including our customer's logo with very detailed and fine image quality.

### Quality Control

Our quality control department is involved at all of the processes of manufacturing but before the instrument goes to the packing department, its quality and function is thoroughly checked by our qualified engineers.

### Labeling and Packing

Each instrument is initially packed in a poly bag to prevent scratches and then packed in the middle box. Middle boxes are then packed in the carton. The middle boxes are labeled which includes the article number, types and sizes of instruments. We can also arrange packaging and labeling [according to the customers demand](#).

### Warehouse

After the instruments are packed and labeled, cartons are then move to our in house warehouse where the complete record of shipments are maintained by our qualified warehouse management.

